



2008.09 Review

Guard Daryl "Majic" Dorsey helped lead the Bighorns to a 25-25 record in their inaugural season . Reno narrowly missed the playoffs in 2008-09 after winning 13 of its final 18 contests.



08.09 Reno Bighorns Day-by-Day

DATE	OPP.	W/L	REC.	SCORE	PTS. LEADER	REB. LEADER	ASST. LEADER	ATT.
Nov 29	vs BAK	L	0-1	93-98	Antonio Meeking 23	Jesse Smith 14	Russell Robinson 5	N/A
Nov 30	at LA	W	1-1	103-96	Damone Brown 27 Antonio Meeking 27	Damone Brown 15	Dave Noel 8	N/A
Dec 3	at ANA	L	1-2	113-116	Damone Brown 23	Damone Brown 13	Russell Robinson 4	2222
Dec 5	at UTA	L	1-3	81-101	Antonio Meeking 20	Damone Brown 6	Russell Robinson 4	4872
Dec 12	vs ANA	L	1-4	106-114	Antonio Meeking 27	Jesse Smith 11	Andre Patterson 5 D. Dorsey 5	3502
Dec 14	at COL	L	1-5	108-129	Damone Brown 28	Jesse Smith 13	D. Dorsey 7	2021
Dec 15	at UTA	L	1-6	108-114	Dave Noel 27	Jesse Smith 13	Patrick Ewing 5	2528
Dec 20	at SF	L	1-7	115-120	D. Dorsey 25	Antonio Meeking 13	D. Dorsey 9	2935
Dec 21	at DAK	L	1-8	101-111	Damone Brown 19	Antonio Meeking 12	D. Dorsey 5	1969
Dec 23	at FW	L	1-9	92-101	Antonio Meeking 20	Jesse Smith 9	Patrick Ewing 3 D. Dorsey 3 Antonio Meeking 3	4635
Dec 25	at IOW	L	1-10	102-108	Antonio Meeking 24	Patrick Ewing 11	Dave Noel 5	3012
Dec 27	at ERI	L	1-11	83-88	Antonio Meeking 18	Jesse Smith 12	D. Dorsey 6	3343
Jan 2	vs ANA	L	1-12	106-109	Jesse Smith 22	Patrick Ewing 11	Russell Robinson 9	3163
Jan 4	vs TUL	W	2-12	112-103	Jamaal Thomas 29	Antonio Meeking 16	Russell Robinson 7	N/A
Jan 5	at RGV	W	3-12	102-78	Antonio Meeking 27	Antonio Meeking 15	Russell Robinson 5	N/A
Jan 7	vs DAK	W	4-12	113-109	Antonio Meeking 21	Damone Brown 10	Dave Noel 8	N/A
Jan 10	vs BAK	W	5-12	93-91	Donte Greene 26	Patrick Ewing 13	G. McNamara 6	3370
Jan 11	vs LA	W	6-12	106-97	Patrick Ewing 19	Antonio Meeking 11	D. Dorsey 10	2489
Jan 13	vs LA	W	7-12	119-114	Antonio Meeking 28	Antonio Meeking 10	Antonio Meeking 4	3381
Jan 15	at IDA	L	7-13	97-98	Antonio Meeking 19	Antonio Meeking 10	G. McNamara 5	2243
Jan 17	vs UTA	W	8-13	117-103	Donte Greene 28	Patrick Ewing 11	G. McNamara 6	3182
Jan 20	at BAK	L	8-14	111-116	Patrick Ewing 30 Antonio Meeking 9 Damone Brown 9	Patrick Ewing 9 Russell Robinson 5	G. McNamara 5	1055
Jan 22	at LA	L	8-15	109-119	Antonio Meeking 22	Jesse Smith 9	Damone Brown 8	N/A
Jan 24	at BAK	W	9-15	106-91	D. Dorsey 24	Antonio Meeking 13	D. Dorsey 7	1395
Jan 30	vs UTA	L	9-16	82-118	Damone Brown 18	Damone Brown 6	Patrick Ewing 5	3188
Jan 31	vs UTA	W	10-16	104-93	Patrick Ewing 26 Damone Brown 26	Damone Brown 12	D. Dorsey 6	3402



08.09 Reno Bighorns Day-by-Day

DATE	OPP.	W/L	REC.	SCORE	PTS. LEADER	REB. LEADER	ASST. LEADER	ATT.
Feb 5	at TUL	W	11-16	100-93	Patrick Ewing 23	Patrick Ewing 15	Patrick Ewing 5	2491
Feb 6	at ABQ	L	11-17	118-128	Damone Brown 23	Jesse Smith 15	Gerry McNamara 7 Antonio Meeking 7	2228
Feb 8	at ANA	L	11-18	99-105	Dave Noel 25	Damone Brown 11	D. Dorsey 4 Russell Robinson 4	N/A
Feb 21	vs IDA	W	12-18	102-91	Richie Frahm 25	Patrick Ewing 8	Gerry McNamara 5	3832
Feb 22	vs IDA	L	12-19	82-106	Damone Brown 17	Richie Frahm 8	Gerry McNamara 5 Richie Frahm 5	3159
Feb 27	vs ANA	L	12-20	79-96	Russell Robinson 16	Patrick Ewing 9	Russell Robinson 4	N/A
Mar 1	vs LA	W	13-20	125-115	Russell Robinson 25	Patrick Ewing 14	D. Dorsey 4 Russell Robinson 4	3392
Mar 6	vs FW	W	14-20	101-92	David Noel 23	Patrick Ewing 13	Russell Robinson 6 David Noel 6	3044
Mar 7	vs AUS	W	15-20	100-84	Patrick Ewing 25 Alton Ford 8 Patrick Ewing 8	Rod Benson 8	Russell Robinson 8	2805
Mar 10	at BAK	L	15-21	96-102	Patrick Ewing 19	Patrick Ewing 14	David Noel 10	779
Mar 11	vs BAK	W	16-21	116-110	David Noel 23	Patrick Ewing 15	Russell Robinson 7	3298
Mar 13	vs SF	W	17-21	118-116	Rod Benson 30	Alton Ford 9	David Noel 8	3332
Mar 15	at ANA	W	18-21	113-105	Rod Benson 25	Alton Ford 12	D. Dorsey 6	1099
Mar 18	at UTA	L	18-22	115-118	Richie Frahm 28	Rod Benson 17	Russell Robinson 5 Richie Frahm 5 David Noel 5	2777
Mar 19	at IDA	L	18-23	100-108	Rod Benson 22	Rod Benson 17	Rod Benson 6 David Noel 6	2110
Mar 21	at IDA	W	19-23	119-115	David Noel 28	Rod Benson 10	Richie Frahm 5	2458
Mar 26	vs IOW	W	20-23	131-109	Richie Frahm 31	Rod Benson 11	David Noel 13	3185
Mar 28	vs IDA	L	20-24	104-108	David Noel 24	David Noel 9	Russell Robinson 12	3283
Apr 2	vs RGV	W	21-24	121-114	Garry Hill-Thomas 26 David Noel 26	Rod Benson 9	Russell Robinson 10	2650
Apr 4	vs ERI	W	22-24	108-101	Richie Frahm 28 David Noel 6	Garry Hill-Thomas 6	David Noel 14	3688
Apr 5	vs ABQ	W	23-24	115-101	Richie Frahm 26	Rod Benson 16	David Noel 11	3306
Apr 7	at AUS	W	24-24	124-118	Rod Benson 27 Rod Benson 8	Garry Hill-Thomas 8	Russell Robinson 7	1982
Apr 9	at LA	L	24-25	92-114	Richie Frahm 18	David Noel 10	Russell Robinson 7	N/A
Apr 11	vs COL	W	25-25	142-126	David Noel 32 Rod Benson 11	David Noel 11	David Noel 10	4184



08.09 Individual Statistics

RENO	G	GS	MIN	FGM	FGA	PCT	3PM	3PA	PCT	FTM	FTA	PCT	OR	DR	REB	AVG	AST	PF	TO	BS	ST	PTS	AVG
David Noel	17	17	717	132	239	.552	33	72	.458	55	83	.663	17	92	109	6.4	126	42	48	12	22	352	20.7
(Total)	49	48	2029	354	682	.519	79	186	.425	145	198	.732	61	236	297	6.1	263	158	152	30	102	932	19.0
D. Greene	5	0	160	37	83	.446	8	29	.276	20	29	.690	2	18	20	4.0	10	17	8	6	6	102	20.4
R. Frahm	21	21	832	138	292	.473	83	177	.469	40	50	.800	12	78	90	4.3	64	37	24	10	27	399	19.0
A. Meeking	33	33	1169	201	471	.427	22	79	.278	150	218	.688	84	177	261	7.9	72	102	87	7	23	574	17.4
P. Ewing	30	9	1057	172	370	.465	12	51	.235	147	191	.770	72	195	267	8.9	92	110	78	38	44	503	16.8
R. Benson	17	12	533	109	186	.586	0	0	.000	58	90	.644	57	87	144	8.5	33	45	40	44	17	276	16.2
(Total)	39	13	982	170	297	.572	0	1	.000	96	146	.658	103	172	275	7.1	51	90	67	68	25	436	11.2
D. Brown	30	28	972	178	372	.478	24	71	.338	97	149	.651	83	137	220	7.3	57	98	76	37	33	477	15.9
R. Robinson	50	35	1448	219	489	.448	66	180	.367	113	141	.801	33	108	141	2.8	219	115	101	5	105	617	12.3
S.Y. Bang	4	0	109	15	42	.357	9	31	.290	10	11	.909	1	7	8	2.0	2	6	13	1	4	49	12.3
Dave Noel	33	24	755	113	245	.461	26	73	.356	78	92	.848	34	58	92	2.8	69	82	30	4	29	330	10.0
J. Smith	33	30	816	127	277	.458	0	2	.000	62	92	.674	73	150	223	6.8	21	82	57	15	16	316	9.6
A. Ford	15	13	401	45	101	.446	0	2	.000	48	67	.716	20	79	99	6.6	22	54	24	8	9	138	9.2
(Total)	36	32	1000	117	263	.445	2	16	.125	109	144	.757	58	192	250	6.9	43	144	75	16	18	345	9.6
D. Dorsey	46	24	940	155	374	.414	1	17	.059	72	86	.837	20	65	85	1.8	162	69	88	3	34	383	8.3
(Total)	51	24	1021	180	423	.426	3	23	.130	84	99	.848	23	67	90	1.8	166	75	92	4	38	447	8.8
L. Butler	15	0	220	43	83	.518	25	47	.532	11	14	.786	4	16	20	1.3	20	13	20	0	4	122	8.1
(Total)	42	0	596	97	207	.469	57	116	.491	19	24	.792	11	39	50	1.2	68	39	56	1	19	270	6.4
G. McNamara	17	0	345	39	99	.394	21	59	.356	22	25	.880	1	19	20	1.2	61	30	26	1	11	121	7.1
G. Hill-Thomas	43	2	746	104	188	.553	0	0	.000	69	103	.670	51	68	119	2.8	56	60	35	4	31	277	6.4
J. Thomas	21	0	288	46	97	.474	8	31	.258	22	42	.524	16	22	38	1.8	21	26	11	7	14	122	5.8
C. Trybanski	12	2	196	24	40	.600	0	0	.000	14	18	.778	14	38	52	4.3	1	23	12	29	1	62	5.2
A. Patterson	11	0	152	21	40	.525	0	0	.000	11	13	.846	10	20	30	2.7	14	24	10	6	3	53	4.8
K. Davis	5	0	81	7	22	.318	0	1	.000	4	6	.667	6	11	17	3.4	3	16	6	8	0	18	3.6
B. Harper	5	0	27	3	12	.250	0	1	.000	0	0	.000	1	3	4	0.8	2	5	3	1	0	6	1.2
(Total)	13	0	97	16	38	.421	1	5	.200	1	4	.250	7	10	17	1.3	3	19	8	3	2	34	2.6
K. Shiloh	5	0	36	2	11	.182	1	5	.200	0	0	.000	1	3	4	0.8	6	6	2	0	3	5	1.0
TOTALS	50	12000	1930	4133	.467	339	928	.365	1103	1520	.726	612	1451	2063	41.3	1133	1062	799	246	436	5302	106.0	
OPPONENTS	50	12000	2008	4158	.483	319	838	.381	975	1327	.735	641	1516	2157	43.1	1099	1162	849	236	383	5310	106.2	



RENO
BIGHORNS

08.09 Home/Road Statistics

HOME	G	GS	MIN	FGM	FGA	PCT	FTM	FTA	PCT	3PM	3PA	PCT	PTS	AVG	OR	DR	REB	AVG	AST	PF	TO	BS	ST
D. Greene	4	0	130	33	69	.478	13	21	.619	7	25	.280	86	21.5	1	16	17	4.3	8	14	7	5	5
David Noel	10	10	427	79	141	.560	33	52	.635	21	44	.477	212	21.2	11	58	69	6.9	90	25	31	9	10
R. Frahm	14	14	556	86	187	.460	28	36	.778	50	114	.439	250	17.9	6	60	66	4.7	38	22	13	8	21
P. Ewing	17	6	584	104	213	.488	82	105	.781	7	26	.269	297	17.5	39	119	158	9.3	47	60	39	20	24
R. Benson	10	6	299	64	107	.598	30	51	.588	0	0	---	158	15.8	32	50	82	8.2	17	25	25	30	9
A. Meeking	15	15	514	79	194	.407	68	104	.654	8	32	.250	234	15.6	40	77	117	7.8	33	44	39	5	8
S.Y. Bang	1	0	33	5	10	.500	2	2	1.000	3	7	.429	15	15.0	0	2	2	2.0	1	1	3	0	2
D. Brown	13	11	386	67	145	.462	45	70	.643	9	30	.300	188	14.5	37	53	90	6.9	24	35	28	12	14
R. Robinson	25	18	774	120	262	.458	51	62	.823	33	95	.347	324	13.0	17	51	68	2.7	135	67	38	2	56
A. Patterson	2	0	38	10	14	.714	1	2	.500	0	0	---	21	10.5	2	4	6	3.0	5	3	2	0	1
L. Butler	8	0	127	28	42	.667	9	11	.818	16	28	.571	81	10.1	2	12	14	1.8	15	7	12	0	2
A. Ford	9	7	235	30	62	.484	27	39	.692	0	2	.000	87	9.7	15	44	59	6.6	13	34	12	7	4
J. Smith	15	13	331	53	111	.477	32	45	.711	0	0	---	138	9.2	24	57	81	5.4	10	31	22	4	6
G. McNamara	10	0	198	27	60	.450	16	19	.842	15	35	.429	85	8.5	1	10	11	1.1	35	12	13	0	5
J. Thomas	8	0	124	25	44	.568	10	17	.588	4	15	.267	64	8.0	5	11	16	2.0	10	15	1	4	6
Dave Noel	15	11	293	36	85	.424	29	32	.906	8	22	.364	109	7.3	11	21	32	2.1	29	30	12	3	10
G. Hill-Thomas	20	1	350	53	97	.546	35	48	.729	0	0	---	141	7.1	27	25	52	2.6	27	26	18	1	9
D. Dorsey	24	11	435	67	166	.404	27	30	.900	1	7	.143	162	6.8	10	29	39	1.6	79	34	10	1	14
C. Trybanski	6	2	94	12	18	.667	4	7	.571	0	0	---	28	4.7	7	21	28	4.7	1	9	6	13	0
K. Davis	2	0	34	3	10	.300	0	0	---	0	0	---	6	3.0	3	4	7	3.5	0	7	1	4	0
B. Harper	3	0	16	3	7	.429	0	0	---	0	0	---	6	2.0	1	2	3	1.0	2	3	1	0	0
K. Shiloh	2	0	22	1	6	.167	0	0	---	1	3	.333	3	1.5	1	2	3	1.5	3	6	0	0	1
TOTALS	25		6000	985	2050	.480	542	753	.720	183	485	.377	2695	107.8	292	728	1020	40.8	622	510	363	128	207
OPPONENTS	25		6000	997	2061	.484	466	645	.722	158	415	.381	2618	104.7	319	744	1063	42.5	549	576	416	96	165

ROAD	G	GS	MIN	FGM	FGA	PCT	FTM	FTA	PCT	3PM	3PA	PCT	PTS	AVG	OR	DR	REB	AVG	AST	PF	TO	BS	ST
R. Frahm	7	7	276	52	105	.495	12	14	.857	33	63	.524	149	21.3	6	18	24	3.4	26	15	11	2	6
David Noel	7	7	290	53	98	.541	22	31	.710	12	28	.429	140	20.0	6	34	40	5.7	36	17	17	3	12
A. Meeking	18	18	655	122	277	.440	82	114	.719	14	47	.298	340	18.9	44	100	144	8.0	39	58	48	2	15
D. Brown	17	17	586	111	227	.489	52	79	.658	15	41	.366	289	17.0	46	84	130	7.6	33	63	48	25	19
R. Benson	7	6	234	45	79	.570	28	39	.718	0	0	---	118	16.9	25	37	62	8.9	16	20	15	14	8
D. Greene	1	0	30	4	14	.286	7	8	.875	1	4	.250	16	16.0	1	2	3	3.0	2	3	1	1	1
P. Ewing	13	3	473	68	157	.433	65	86	.756	5	25	.200	206	15.8	33	76	109	8.4	45	50	39	18	20
Dave Noel	18	13	462	77	160	.481	49	60	.817	18	51	.353	221	12.3	23	37	60	3.3	40	52	18	1	19
R. Robinson	25	17	674	99	227	.436	62	79	.785	33	85	.388	293	11.7	16	57	73	2.9	84	48	63	3	49
S.Y. Bang	3	0	76	10	32	.313	8	9	.889	6	24	.250	34	11.3	1	5	6	2.0	1	5	10	1	2
D. Dorsey	22	13	505	88	208	.423	45	56	.804	0	10	.000	221	10.0	10	36	46	2.1	83	35	48	2	20
J. Smith	18	17	485	74	166	.446	30	47	.638	0	2	.000	178	9.9	49	93	142	7.9	11	51	35	11	10
A. Ford	6	6	166	15	39	.385	21	28	.750	0	0	---	51	8.5	5	35	40	6.7	9	20	12	1	5
G. Hill-Thomas	23	1	396	51	91	.560	34	55	.618	0	0	---	136	5.9	24	43	67	2.9	29	34	17	3	22
L. Butler	7	0	93	15	41	.366	2	3	.667	9	19	.474	41	5.9	2	4	6	0.9	5	6	8	0	2
C. Trybanski	6	0	102	12	22	.545	10	11	.909	0	0	---	34	5.7	7	17	24	4.0	0	14	6	16	1
G. McNamara	7	0	147	12	39	.308	6	6	1.000	6	24	.250	36	5.1	0	9	9	1.3	26	18	13	1	6
J. Thomas	13	0	164	21	53	.396	12	25	.480	4	16	.250	58	4.5	11	11	22	1.7	11	11	10	3	8
K. Davis	3	0	47	4	12	.333	4	6	.667	0	1	.000	12	4.0	3	7	10	3.3	3	9	5	4	0
A. Patterson	9	0	114	11	26	.423	10	11	.909	0	0	---	32	3.6	8	16	24	2.7	9	21	8	6	2
K. Shiloh	3	0	14	1	5	.200	0	0	---	0	2	.000	2	0.7	0	1	1	0.3	3	0	2	0	2
B. Harper	2	0	11	0	5	.000	0	0	---	0	1	.000	0	0.0	0	1	1	0.5	0	2	2	1	0
TOTALS	25		6000	945	2083	.454	561	767	.731	156	443	.352	2607	104.3	320	723	1043	41.7	511	552	436	118	229
OPPONENTS	25		6000	1011	2097	.482	509	682	.746	161	423	.381	2692	107.7	322	772	1094	43.8	550	586	433	140	218



08.09 Averages Per 48 Minutes

Reno	G	MIN	PTS	AVG	REB	AVG	AST	AVG	BS	AVG	ST	AVG
David Noel	17	717	352	23.6	109	7.3	126	8.4	12	0.8	22	1.5
(Total)	49	2029	932	22.0	297	7.0	263	6.2	30	0.7	102	2.4
Donte Greene	5	160	102	30.6	20	6.0	10	3.0	6	1.8	6	1.8
Richie Frahm	21	832	399	23.0	90	5.2	64	3.7	10	0.6	27	1.6
Antonio Meeking	33	1169	574	23.6	261	10.7	72	3.0	7	0.3	23	0.9
Patrick Ewing	30	1057	503	22.8	267	12.1	92	4.2	38	1.7	44	2.0
Rod Benson	17	533	276	24.9	144	13.0	33	3.0	44	4.0	17	1.5
(Total)	39	982	436	21.3	275	13.4	51	2.5	68	3.3	25	1.2
Damone Brown	30	972	477	23.6	220	10.9	57	2.8	37	1.8	33	1.6
Russell Robinson	50	1448	617	20.5	141	4.7	219	7.3	5	0.2	105	3.5
Sung-Yoon Bang	4	109	49	21.6	8	3.5	2	0.9	1	0.4	4	1.8
Dave Noel	33	755	330	21.0	92	5.8	69	4.4	4	0.3	29	1.8
Jesse Smith	33	816	316	18.6	223	13.1	21	1.2	15	0.9	16	0.9
Alton Ford	15	401	138	16.5	99	11.9	22	2.6	8	1.0	9	1.1
(Total)	36	1000	345	16.6	250	12.0	43	2.1	16	0.8	18	0.9
Daryl Majic Dorsey	46	940	383	19.6	85	4.3	162	8.3	3	0.2	34	1.7
(Total)	51	1021	447	21.0	90	4.2	166	7.8	4	0.2	38	1.8
Lamar Butler	15	220	122	26.6	20	4.4	20	4.4	0	0.0	4	0.9
(Total)	42	596	270	21.7	50	4.0	68	5.5	1	0.1	19	1.5
Gerry McNamara	17	345	121	16.8	20	2.8	61	8.5	1	0.1	11	1.5
Garry Hill-Thomas	43	746	277	17.8	119	7.7	56	3.6	4	0.3	31	2.0
Jamaal Thomas	21	288	122	20.3	38	6.3	21	3.5	7	1.2	14	2.3
Cezary Trybanski	12	196	62	15.2	52	12.7	1	0.2	29	7.1	1	0.2
Andre Patterson	11	152	53	16.7	30	9.5	14	4.4	6	1.9	3	0.9
Kyle Davis	5	81	18	10.7	17	10.1	3	1.8	8	4.7	0	0.0
Brian Harper	5	27	6	10.7	4	7.1	2	3.6	1	1.8	0	0.0
(Total)	13	97	34	16.8	17	8.4	3	1.5	3	1.5	2	1.0
Kyle Shiloh	5	36	5	6.7	4	5.3	6	8.0	0	0.0	3	4.0



RENO
BIGHORNS

08.09 Miscellaneous Statistics

Monthly Breakdown

November:..... 1-1	February:..... 2-4
December:..... 0-10	March:..... 8-4
January:..... 9-5	April:..... 5-1

Point Margins


Margins	1	2	3	4	5	6	7	8	9	10	11	12	13	14	15	16	17	18	19	20+	
Won by:		2		2	1	2	4	1	3	1	2			2	1	2					2
Lost By:	1		3	1	4	4		2	1	3							1				5

Winning & Losing Streaks

Most consecutive wins, overall	Wins	Dates of Streak
Most consecutive wins, home	6	1/4—1/13
Most consecutive wins, road	6 (2x)	1/4 —1/17; 3/1—3/26
	2 (2x)	1/24—2/5; 3/21—4/7
Most consecutive losses, overall	Losses	Dates of Streak
Most consecutive losses, home	11	12/3—1/2
Most consecutive losses, road	3	11/29—1/2
	9	12/3—12/7

Team-by-Team Records

Bighorns vs. Central Division	5-5 (.500)
vs. Iowa	1-1 (.500)
vs. Erie	1-1 (.500)
vs. Dakota	1-1 (.500)
vs. Sioux Falls	1-1 (.500)
vs. Fort Wayne	1-1 (.500)
Bighorns vs. Southwest Division	8-2 (.800)
vs. Colorado	1-1 (.500)
vs. Austin	2-0 (1.000)
vs. Albuquerque	1-1 (.500)
vs. Rio Grande Valley	2-0 (1.000)
vs. Tulsa	2-0 (1.000)
Bighorns vs. West Division	12-18 (.400)
vs. Utah	2-4 (.333)
vs. Idaho	2-4 (.333)
vs. Bakersfield	3-3 (.500)
vs. Los Angeles	4-2 (.667)
vs. Anaheim	1-5 (.167)



2008.09 Review



08.09 Triple-Doubles

David Noel, 3/26 vs. Iowa

Name	MIN	FGM	FGA	PCT	FTM	FTA	PCT	3FGM	3FGA	PCT	PTS	OR	DR	TR	AST	PF	TO	BS	ST
Noel, David	37	6	8	75.0	4	6	66.7	1	2	50.0	17	1	9	10	13	2	2	1	0


David Noel, 4/11 vs. Colorado

Name	MIN	FGM	FGA	PCT	FTM	FTA	PCT	3FGM	3FGA	PCT	PTS	OR	DR	TR	AST	PF	TO	BS	ST
Noel, David	47	12	16	75.0	4	8	50.0	4	6	66.7	32	0	11	11	10	2	6	3	2

08.09 Starting Lineups

Games	Guard	Guard	Forward	Forward	Center	W-L	PCT.
1-6	Robinson	Noel, Dave	Brown	Meeking	Smith	1-5	.167
7	Robinson	Noel, Dave	Ewing	Meeking	Smith	0-1	.000
8-22	Dorsey	Noel, Dave	Brown	Meeking	Smith	7-8	.467
23, 27-29	Dorsey	Robinson	Brown	Meeking	Smith	1-3	.250
24-26	Dorsey	Robinson	Ewing	Brown	Meeking	2-1	.667
30-31	Dorsey	Robinson	Frahm	Meeking	Smith	1-1	.500
32-33	Robinson	Noel, Dave	Frahm	Meeking	Smith	1-1	.500
34-38	Robinson	Frahm	Noel, David	Ewing	Ford	4-1	.800
39-42, 44-47	Robinson	Frahm	Noel, David	Ford	Benson	5-3	.625
43, 49	Hill-Thomas	Robinson	Frahm	Noel, David	Benson	1-1	.500
48, 50	Robinson	Frahm	Noel, David	Benson	Trybanski	2-0	1.000

Team Scoring Breakdown



Points	Games	Record
149-140	1	1-0 (1.000)
139-130	1	1-0 (1.000)
129-120	3	3-0 (1.000)
119-110	14	9-5 (.643)
109-100	19	10-9 (.526)
99-90	7	1-6 (.143)
89-80	4	0-4 (.000)
79-0	1	0-1 (.000)

Opp Points	Games	Record
149-140	0	0-0 (.000)
139-130	0	0-0 (.000)
129-120	4	1-3 (.250)
119-110	16	7-9 (.438)
109-100	16	7-9 (.438)
99-90	11	8-3 (.727)
89-80	2	1-1 (.500)
79-0	1	1-0 (1.000)

RENO
BIGHORNS

08.09 NBA Development League Standings

Central	W	L	PCT	GB	Home	Away
Iowa Energy	28	22	.560	-	17-8	11-14
Erie BayHawks	27	23	.540	1.0	16-9	11-14
Dakota Wizards	27	23	.540	1.0	16-9	11-14
Sioux Falls Skyforce	25	25	.500	3.0	13-12	12-13
Fort Wayne Mad Ants	19	31	.380	9.0	11-14	8-17
Southwest	W	L	PCT	GB	Home	Away
Colorado 14ers	34	16	.680	-	20-5	14-11
Austin Toros	32	18	.640	2.0	17-8	15-10
Albuquerque Thunderbirds	24	26	.480	10.0	15-10	9-16
Rio Grande Valley Vipers	21	29	.420	13.0	12-13	9-16
Tulsa 66ers	15	35	.300	19.0	8-17	7-18
West	W	L	PCT	GB	Home	Away
Utah Flash	32	18	.640	-	17-8	15-10
Idaho Stampede	31	19	.620	1.0	20-5	11-14
Bakersfield Jam	26	24	.520	6.0	16-9	10-15
Reno Bighorns	25	25	.500	7.0	18-7	7-18
Los Angeles D-Fenders	19	31	.380	13.0	11-14	8-17
Anaheim Arsenal	15	35	.300	17.0	9-16	6-19

Colorado defeated Utah, 2-0, in the NBA D-League Championship.

08.09 NBA Development League Attendance

Team	Dates	Total	Average
Fort Wayne	23	92,080	4,003.5
Sioux Falls	24	87,793	3,658.0
Rio Grande Valley	22	78,580	3,571.8
Iowa	22	77,846	3,538.5
Reno	21	68,835	3,277.9
Utah	23	74,322	3,231.4
Idaho	22	61,765	2,807.5
Erie	24	65,695	2,737.3
Dakota	22	54,735	2,488.0
Tulsa	23	56,498	2,456.4
Albuquerque	24	54,016	2,250.7
Austin	23	46,394	2,017.1
Bakersfield	23	43,444	1,888.9
Anaheim	23	40,042	1,741.0
Colorado	24	26,497	1,104.0
Los Angeles	0	0	0.0
League Total:	343	928,542	2,707.1



08.09 NBA Development League Leaders

SCORING

1. Will Conroy, ABQ	49	1300	26.5
2. Marcus E. Williams, AUS	45	1037	23.0
3. Malik Hairston, AUS	30	686	22.9
4. Blake Ahearn, DAK	47	1045	22.2
5. Erik Daniels, ERI	50	1057	21.1
6. Joe Crawford, LA	43	896	20.8
7. Trey Johnson, BAK	39	807	20.7
8. Othys Jeffers, IOW	48	990	20.6
9. Cedric Bozeman, ANA	48	926	19.3
10. Chris Hunter, FW	47	906	19.3
11. David Noel, REN	49	932	19.0
12. Josh Davis, COL	45	846	18.8
13. Maureece Rice, ERI	50	936	18.7
14. Ron Howard, FW	48	896	18.7
15. Dwayne Mitchell, LA	49	909	18.6

REBOUNDS

1. Dwayne Jones, AUS	34	406	11.9
2. Richard Hendrix, DAK	46	525	11.4
3. Erik Daniels, ERI	50	499	10.0
4. Chris Hunter, FW	47	441	9.4
5. Lance Allred, IDA	45	413	9.2
6. David Monds, DAK	38	345	9.1
7. Marcus Campbell, ANA	38	338	8.9
8. Othys Jeffers, IOW	48	424	8.8

ASSISTS

1. Walker Russell, FW	47	508	10.8
2. Jared Jordan, RGV	37	326	8.8
3. Curtis Stinson, IOW	50	422	8.4
4. Eddie Gill, COL	40	336	8.4
5. Mateen Cleaves, BAK	36	294	8.2
6. Will Conroy, ABQ	49	391	8.0
7. Maurice Baker, DAK	49	282	5.8
8. Dontell Jefferson, UTA	33	178	5.4

STEALS

1. Dominique Coleman, COL	50	144	2.9
2. Carl Elliott, FW	46	121	2.6
3. Walker Russell, FW	47	110	2.3
4. Curtis Stinson, IOW	50	108	2.2
5. Russell Robinson, REN	50	105	2.1
6. David Noel, REN	49	102	2.1
7. Othys Jeffers, IOW	48	97	2.0
8. Renaldo Major, DAK	42	81	1.9

BLOCKS

1. Kurt Looby, RGV	50	127	2.5
2. Brent Petway, IDA	48	103	2.1
3. Rod Benson, REN	39	68	1.7
4. Richard Hendrix, DAK	46	71	1.5
5. CJ Giles, SF	25	36	1.4
6. Marcus Campbell, ANA	38	52	1.4
7. J.R. Giddens, UTA	26	35	1.3
8. Joe Dabbert, COL	50	66	1.3

G PTS. AVG.

FIELD GOAL PCT

1. Dwayne Jones, AUS	187	315	.594
2. Eric Dawson, AUS	144	246	.585
3. Jarvis Gunter, ERI	50	86	.581
3. James Lang, UTA	93	160	.581
5. J.R. Giddens, UTA	188	325	.578
6. Rod Benson, REN	170	297	.572
7. Kurt Looby, RGV	128	226	.566
8. Richard Hendrix, DAK	269	477	.564

FGM FGA PCT

1. Richard Hendrix, DAK	7	14	.500
2. Lamar Butler, REN	57	116	.491
3. Ryan Forehan-Kelly, LA	46	96	.479
4. Andre Ingram, UTA	87	185	.470
5. Shawn Hawkins, IOW	27	59	.458
6. Marvin Phillips, IOW	4	9	.444
7. Jasper Johnson, ABQ	34	77	.442
8. Malik Hairston, AUS	26	59	.441

3-PT FIELD GOAL PCT

1. Richard Hendrix, DAK	7	14	.500
2. Lamar Butler, REN	57	116	.491
3. Ryan Forehan-Kelly, LA	46	96	.479
4. Andre Ingram, UTA	87	185	.470
5. Shawn Hawkins, IOW	27	59	.458
6. Marvin Phillips, IOW	4	9	.444
7. Jasper Johnson, ABQ	34	77	.442
8. Malik Hairston, AUS	26	59	.441

3PM 3PA PCT

1. Blake Ahearn, DAK	276	290	.952
2. Jasper Johnson, ABQ	168	188	.894
3. David Bell, DAK	113	128	.883
4. Terrance Thomas, BAK	78	89	.876
5. Josh Davis, COL	130	149	.872
6. Andre Ingram, UTA	94	108	.870
7. Ivan Harris, ERI	78	90	.867
8. Ezra Williams, AUS	59	69	.855

FREE THROW PCT

1. Blake Ahearn, DAK	276	290	.952
2. Jasper Johnson, ABQ	168	188	.894
3. David Bell, DAK	113	128	.883
4. Terrance Thomas, BAK	78	89	.876
5. Josh Davis, COL	130	149	.872
6. Andre Ingram, UTA	94	108	.870
7. Ivan Harris, ERI	78	90	.867
8. Ezra Williams, AUS	59	69	.855

FTM FTA PCT

1. Will Conroy, ABQ	49	2199	44.9
2. Curtis Stinson, IOW	50	2233	44.7
3. Marcus E. Williams, AUS	45	1924	42.8
4. Cedric Bozeman, ANA	48	2030	42.3
5. David Noel, REN	49	2029	41.4
6. Malik Hairston, AUS	30	1239	41.3
7. Erik Daniels, ERI	50	2020	40.4
8. Kedrick Brown, ANA	42	1693	40.3

MINUTES

1. Will Conroy, ABQ	49	2199	44.9
2. Curtis Stinson, IOW	50	2233	44.7
3. Marcus E. Williams, AUS	45	1924	42.8
4. Cedric Bozeman, ANA	48	2030	42.3
5. David Noel, REN	49	2029	41.4
6. Malik Hairston, AUS	30	1239	41.3
7. Erik Daniels, ERI	50	2020	40.4
8. Kedrick Brown, ANA	42	1693	40.3

G MIN. AVG.

1. Will Conroy (ABQ) at COL, 4/8/09	47	James White (ANA) at RGV, 01/20/09
44, Joe Crawford (LA) vs UTA, 01/09/09	43	Jawad Williams (RGV) at ANA, 02/18/09
43, Dwayne Mitchell (LA) vs COL, 02/09/09	43	Patrick Sanders (IOW) vs DAK, 01/22/09
43, Malik Hairston (AUS) vs COL, 01/11/09		

08.09 TOP PERFORMANCES

Points:	53, Will Conroy (ABQ) at COL, 4/8/09
	47, James White (ANA) at RGV, 01/20/09
	44, Joe Crawford (LA) vs UTA, 01/09/09
	43, Jawad Williams (RGV) at ANA, 02/18/09
	43, Dwayne Mitchell (LA) vs COL, 02/09/09
	43, Patrick Sanders (IOW) vs DAK, 01/22/09
	43, Malik Hairston (AUS) vs COL, 01/11/09
Rebounds:	28, Dwayne Jones (AUS) vs. RGV, 4/10/09
Assists:	21, Jared Jordan (RGV) vs FW, 02/26/09
3-PT FGM:	10, Frank Williams (SF) at IOW, 02/26/09
Blocks:	11, Kurt Looby (RGV) vs IOW, 04/05/09
	11, Courtney Sims (IOW) at SF, 11/28/08
Steals:	8, Dominique Coleman (COL) vs DAK, 03/21/09
	8, Russell Robinson (REN) vs IDA, 02/21/09
	8, Carl Elliott (SF) vs REN, 12/20/08
Minutes:	58, Curtis Stinson (IOW) vs DAK, 01/22/09



08.09 NBA Development League Team vs. Team

Opponent	ABQ	ANA	AUS	BAK	COL	DAK	ERI	FRT	IDA	IOW	LA	REN	RIO	SFL	TUL	UTA
ABQ	____	1-1	1-6	2-0	1-6	2-0	2-0	1-1	2-0	0-2	2-0	1-1	3-4	1-1	5-2	0-2
ANA	1-1	____	0-2	1-5	0-2	0-2	1-1	1-1	1-5	0-2	3-3	5-1	1-1	0-2	1-1	0-6
AUS	6-1	2-0	____	0-2	4-3	1-1	0-2	1-1	0-2	2-0	2-0	0-2	5-2	1-1	7-0	1-1
BAK	0-2	5-1	2-0	____	0-2	2-0	0-2	1-1	3-3	1-1	4-2	3-3	1-1	1-1	1-1	2-4
COL	6-1	2-0	3-4	2-0	____	2-0	2-0	2-0	1-1	2-0	0-2	1-1	7-0	0-2	4-3	0-2
DAK	0-2	2-0	1-1	0-2	0-2	____	5-2	5-2	1-1	2-5	0-2	1-1	2-0	5-2	1-1	2-0
ERI	0-2	1-1	2-0	2-0	0-2	2-5	____	5-2	1-1	4-3	2-0	1-1	1-1	4-3	1-1	1-1
FRT	1-1	1-1	1-1	1-1	0-2	2-5	2-5	____	0-2	2-5	1-1	1-1	1-1	4-3	2-0	0-2
IDA	0-2	5-1	2-0	3-3	1-1	1-1	1-1	2-0	____	1-1	4-2	4-2	0-2	2-0	1-1	4-2
IOW	2-0	2-0	0-2	1-1	0-2	5-2	3-4	5-2	1-1	____	0-2	1-1	1-1	4-3	1-1	2-0
LA	0-2	3-3	0-2	2-4	2-0	2-0	0-2	1-1	2-4	2-0	____	2-4	1-1	0-2	0-2	2-4
REN	1-1	1-5	2-0	3-3	1-1	1-1	1-1	1-1	2-4	1-1	4-2	____	2-0	1-1	2-0	2-4
RIO	4-3	1-1	2-5	1-1	0-7	0-2	1-1	1-1	2-0	1-1	1-1	0-2	____	0-2	5-2	2-0
SFL	1-1	2-0	1-1	1-1	2-0	2-5	3-4	3-4	0-2	3-4	2-0	1-1	2-0	____	2-0	0-2
TUL	2-5	1-1	0-7	1-1	3-4	1-1	1-1	0-2	1-1	1-1	2-0	0-2	2-5	0-2	____	0-2
UTA	2-0	6-0	1-1	4-2	2-0	0-2	1-1	2-0	2-4	0-2	4-2	4-2	0-2	2-0	2-0	____

League-wide home court record: 236-164 (.590)

08.09 NBA Development League Award Winners

Most Valuable Player: Courtney Sims, Iowa

All-Star Game MVP: Courtney Sims, Iowa; Blake Ahearn, Dakota


Rookie of the Year: Othyus Jeffers, Iowa

Defensive Player of the Year: Brent Petway, Idaho

Impact Player of the Year: Eddie Gill, Colorado

Dennis Johnson Coach of the Year: Quin Snyder, Austin

Jason Collier Sportsmanship Award: Will Conroy, Albuquerque



2008-09 D-League Most Valuable Player
Courtney Sims

2008.09 Review



08.09 Gatorade All-League Selections

2008-09 ALL-NBA DEVELOPMENT LEAGUE FIRST TEAM

Position	Player	Team
Guard	Blake Ahearn	Dakota Wizards
Guard	Will Conroy	Albuquerque Thunderbirds
Forward	Erik Daniels	Erie BayHawks
Forward	Marcus Williams	Austin Toros
Center	Courtney Sims	Iowa Energy

2008-09 ALL-NBA DEVELOPMENT LEAGUE SECOND TEAM

Position	Player	Team
Guard	Trey Johnson	Bakersfield Jam
Guard	James White	Anaheim Arsenal
Forward	Josh Davis	Colorado 14ers
Forward	Derrick Byars	Bakersfield Jam
Center	Chris Hunter	Fort Wayne Mad Ants

2008-09 ALL-NBA DEVELOPMENT LEAGUE THIRD TEAM

Position	Player	Team
Guard	Eddie Gill	Colorado 14ers
Guard	Dontell Jefferson	Utah Flash
Forward	Ronald Dupree	Utah Flash
Forward	Cartier Martin	Iowa Energy
Center	Lance Allred	Idaho Stampede

2008-09 ALL-NBA DEVELOPMENT LEAGUE HONORABLE MENTION

Position	Player	Team
Guard	Cedric Bozeman	Anaheim Arsenal
Guard	Joe Crawford	Los Angeles D-Fenders
Guard	Malik Hairston	Austin Toros/Spurs
Guard	Luke Jackson	Idaho Stampede
Guard	Othyus Jeffers	Iowa Energy
Guard	Walker Russell	Fort Wayne Mad Ants
Guard	Curtis Stinson	Iowa Energy
Forward	Will Frisby	Dakota Wizards
Forward	Richard Hendrix	Dakota Wizards
Forward	Jasper Johnson	Albuquerque Thunderbirds
Forward	Dwayne Jones	Austin Toros
Forward	Nick Lewis	Bakersfield Jam
Forward	Antonio Meeking	Albuquerque Thunderbirds
Forward	David Noel	Reno Bighorns
Forward	Trent Strickland	Rio Grande Valley Vipers
Center	Joe Dabbert	Colorado 14ers
Center	Kurt Looby	Rio Grande Valley Vipers

